

# Urban Economics

## Jigsaw Activity

Hussain Hadah (he/him)  
27 August 2025


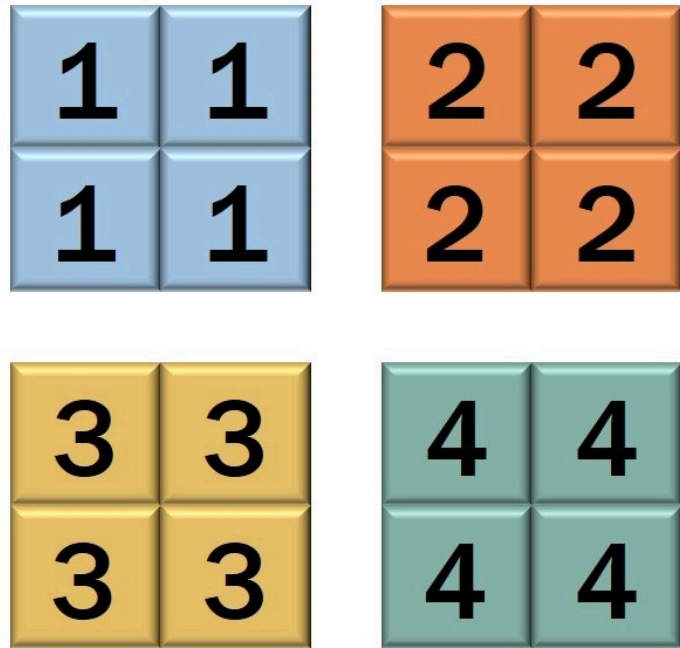


Tulane  
University

# Jigsaw Activity

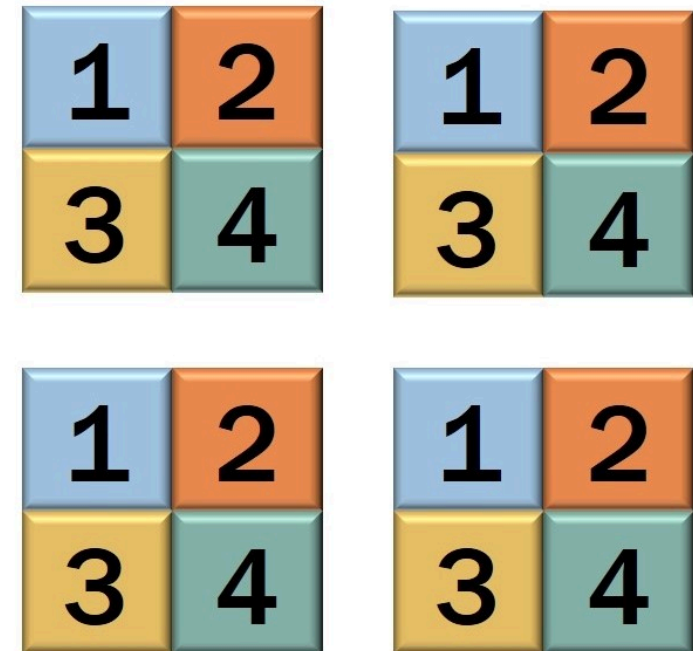
## Round 1 – Focus Groups

Divide students into groups and give each group a different text to read and discuss.



## Round 2 – Task Groups

Mix the groups so that students can bring their specific focus to a common task or problem.



Vanderbilt University Center for Teaching

Jigsaw developed by Aronson (1978)

# Jigsaw Activity

15:00

1) First grouping - "Focus Groups" - about 15 minutes

1. You will be in a groups with those who read the same paper as you. You will discuss your paper to all get on the same page about it. Specially, you will to be able to summarize your paper to your peers who have not read it in the next group, so you want to ensure you can provide a summary. Probably the best way to get on the same page about your reading is to share your summaries that you submitted before class and discuss how you can improve them.
2. While in this group, each of you will answer the first set of questions here -> Cluster Jigsaw Questions (Work on During Class Aug. 27.)

# Jigsaw Activity

25:00

2) Second grouping - "Task Groups" - remaining time of about 25 minutes

1. You will be in groups with those who read a different paper than you.
2. Briefly introduce yourselves and note which papers you were assigned. In some cases there may be two people who read the same paper. That is fine.
3. Take turns summarizing your paper to your peers orally in about 4 minutes. Focus on the key "takeaways" (think TL;DR). You can also provide them with the written summary by copy-pasting it into the chat. If there is more than one of you who did the same paper then please collaborate on this. Perhaps one person could give a summary and the second person can add anything that was missed or confirm those points.
4. While others are summarizing their papers to you, feel free to ask questions to help you better understand the papers.
5. Your goal will be to learn enough about the other papers such that you can answer the second set of questions here -> Cluster Jigsaw Questions (Work on During Class Aug. 27)
6. You are free to go once you've submitted your answers.